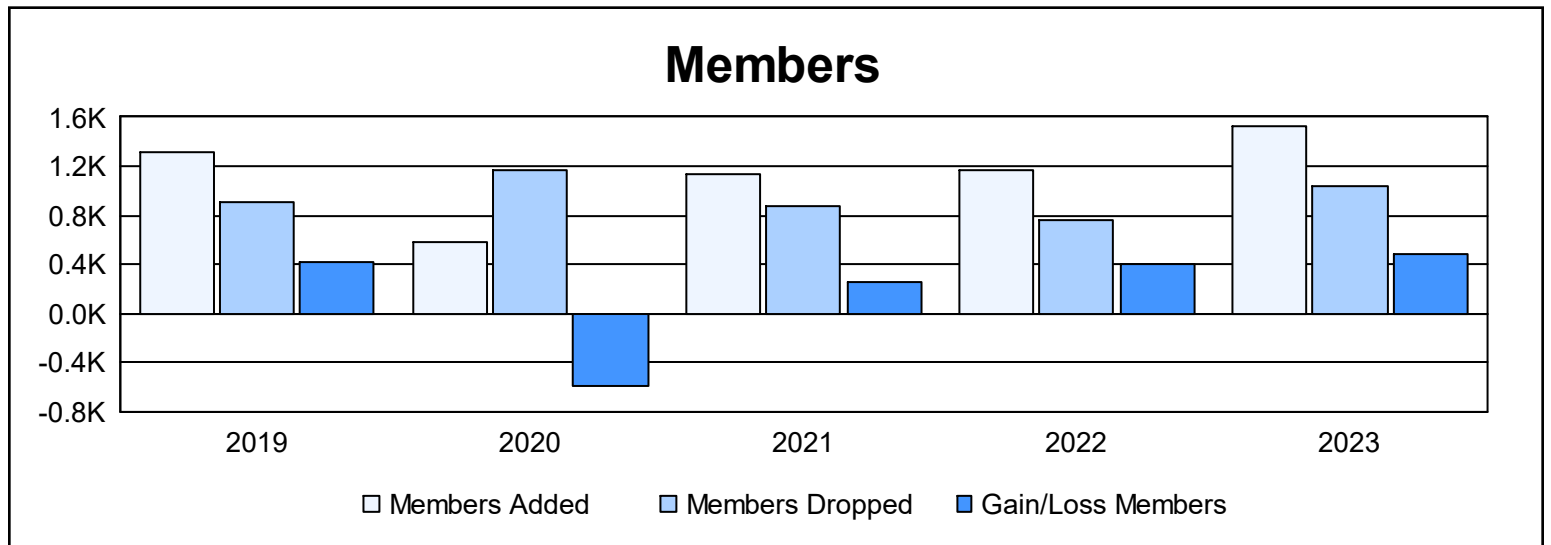
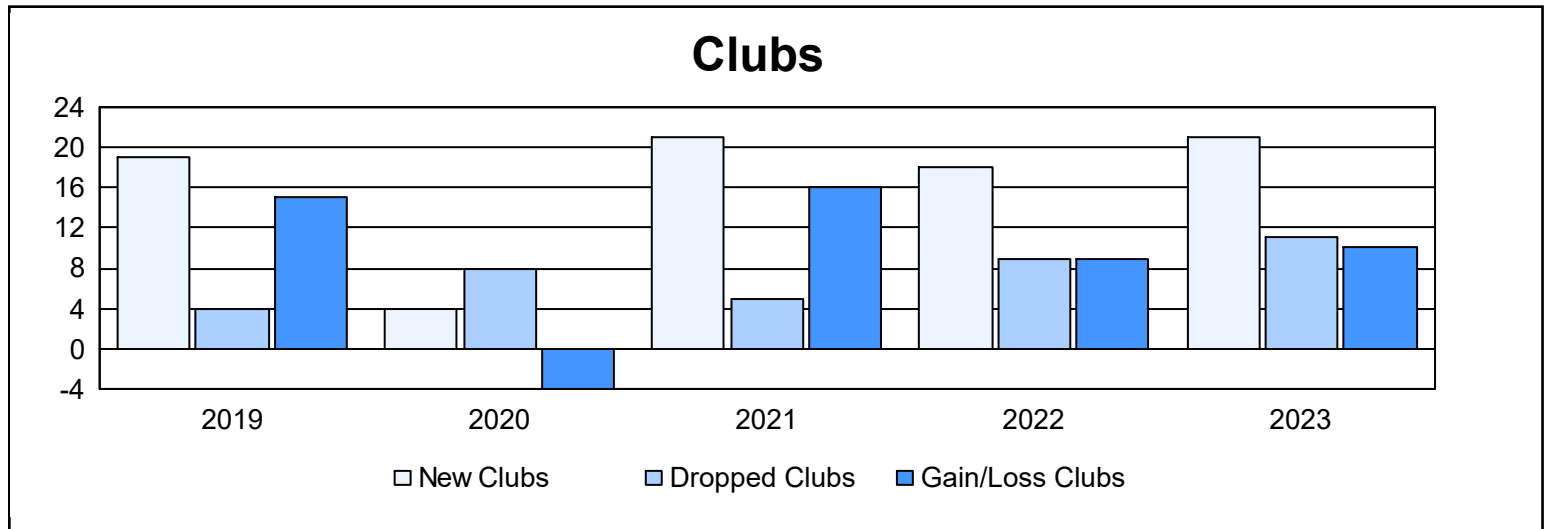
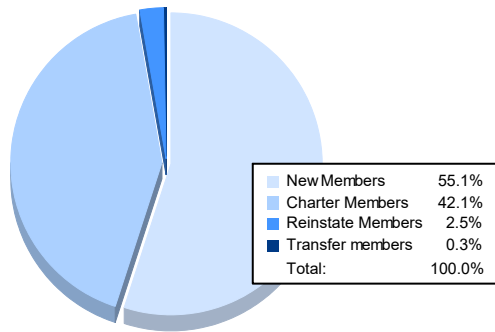


Year	New Clubs	Dropped Clubs	Gain/ Loss Clubs	New Members	Charter Members	Reinstate Members	Transfer Members	Total Member Added	Total Members Dropped	Gain/ Loss Members
2018-2019	19	4	15	699	527	85	4	1,315	902	413
2019-2020	4	8	-4	338	168	63	8	577	1,163	-586
2020-2021	21	5	16	579	506	48	7	1,140	880	260
2021-2022	18	9	9	674	441	44	7	1,166	762	404
2022-2023	21	11	10	842	644	38	4	1,528	1,041	487
Average	17	7	9	626	457	56	6	1,145	950	196



Membership Composition June 2023 Cumulative



Gender Composition June 2023 Cumulative

